



2021

2022 03

2021

2022

2021

2035

" "

2022

" "

2022- 2025

"

"

"


"

"

"

5G


mí




41 2

1

2



" "



1

3



"

3

3.1

3. N

2

1





--	--	--	--	--	--	--

3

4

5

6

47

• • • • •

7

8

y



2 “

DC

Ni 24 T N 4 € D

DBA

@
ž *—(A,9'6 QH4™a

^ b o

o 2'm 3'm 4'm 5'm 6'm 7'm 8'm 9'm 10'm 11'm 12'm 13'm 14'm 15'm 16'm 17'm 18'm 19'm 20'm

1 2 3 4 5 6 7 8 9 10 11 12 13 14 15 16 17 18 19 20

2



1



o m

m y

o

m

, n , n

1

b

1

1

1

w

o

w

v


		<p>AI</p> <p>K8S</p> <p>3</p>	<p>1</p> <p>AI</p> <p>kubeflow</p> <p>2</p>
		<p>Ensemble16</p> <p>IDE</p> <p>2</p>	<p>1</p>
		<p>2</p> <p>IT</p>	<p>1</p> <p>Model Bank5 0</p>
		<p>2</p> <p>; 3</p> <p>4</p>	<p>1</p>
		<p>SmartLink</p> <p>SmartLink</p> <p>2</p> <p>+</p> <p>+</p>	<p>ICE</p> <p>1</p> <p>+</p>

--	--	--	--

5

1
2





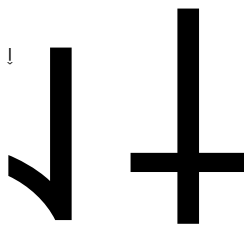
3

1

2

2022

ΠΚΟΦ



ñ

-

Y

2022 1 18

10

5

3

2022 1 18

3

1

1

4

"

3

03F CE

4

Ě6Ñ

=

5



8



t

BI

2,675.87



1177

1177

2

3

4



2021

1.2 2.6

19.8% 31.4%

18.6% 28.8%


3

"

"

185

201




,37 R m6





2



" "	



"

"

"

"

"

"

"

"

"

"

"

"

"

"

"

"

"

"

"


"

"


"



1












0


\hat{e}





$\forall \in \mathbb{O}$


)»

⊥










W


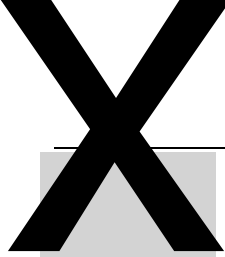
λ



n

/⊙

>







swpAã 9mc r3

"


"

"

"



100 a (



Q! • Q V'

1





2021 3 29 1 26


2021

202

2



m



2


3

2

3



1





*

© 2000 CMHDL P&S v.10



's

AỒ&


"

"

1

2

3





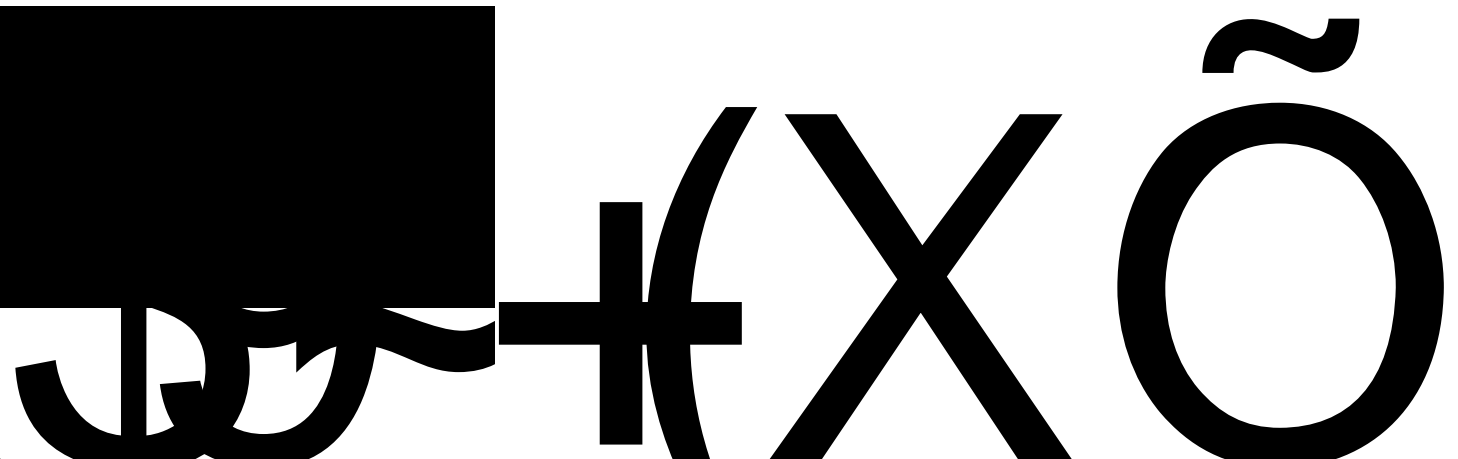


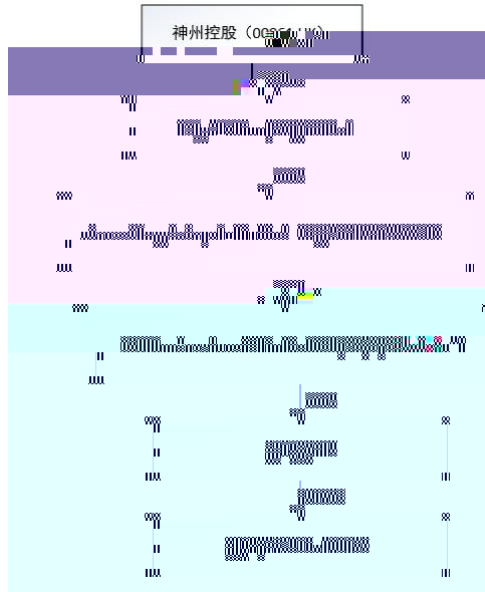
3



X+S+X

λ€Σ O h t \Σeη i = (oenΓe g






4

80%

5

10%

6



Om m

2021

2021 12 31

2021

2021 12 31


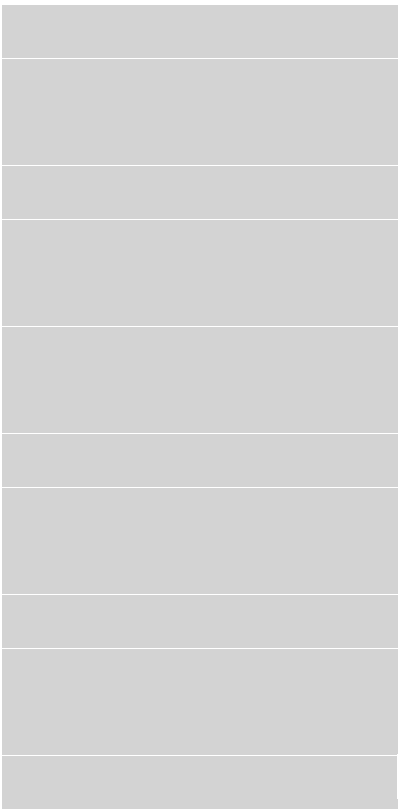
"

"

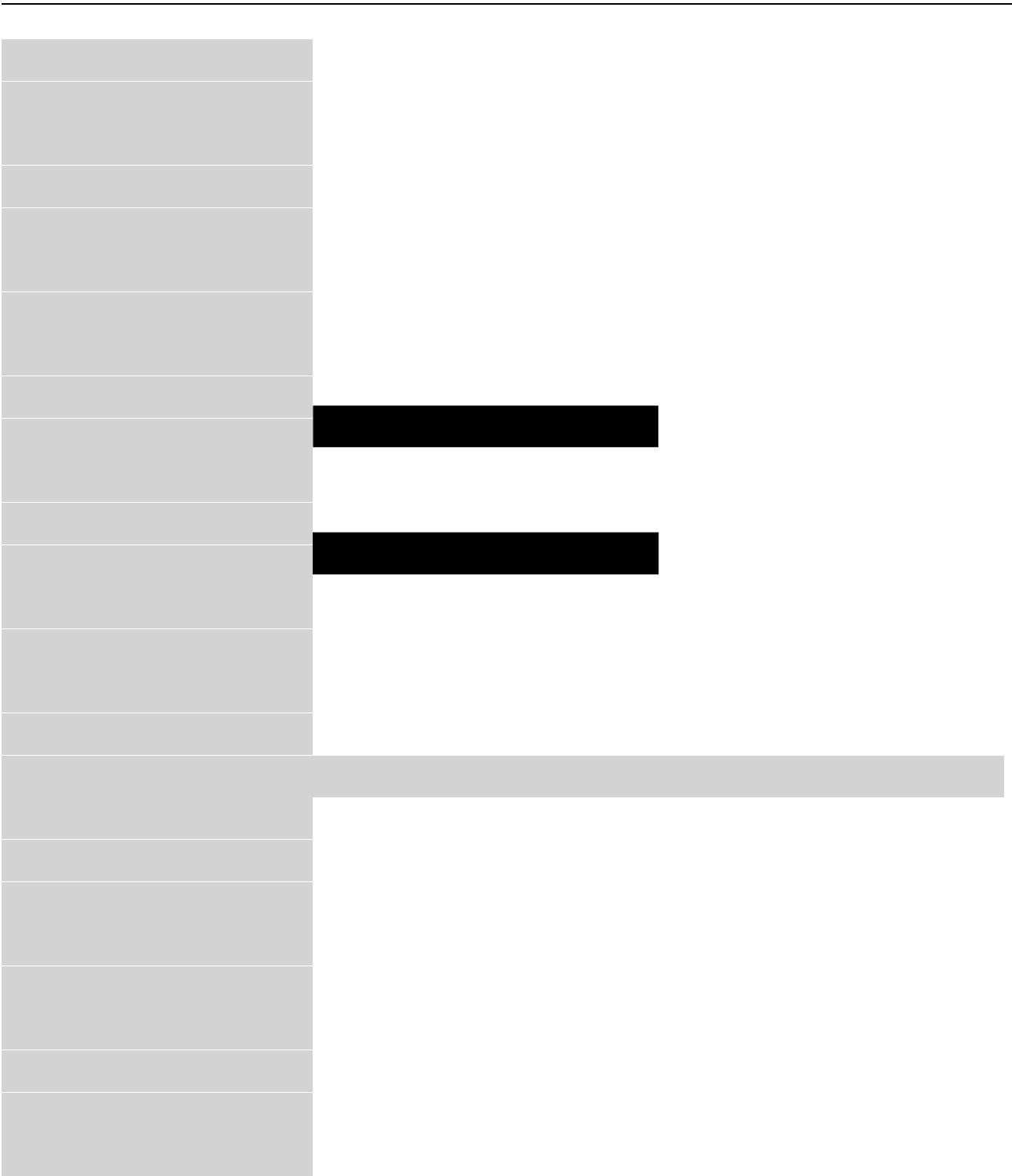
1.	
1,135,568.47 30	37 2021 1 2 3 4

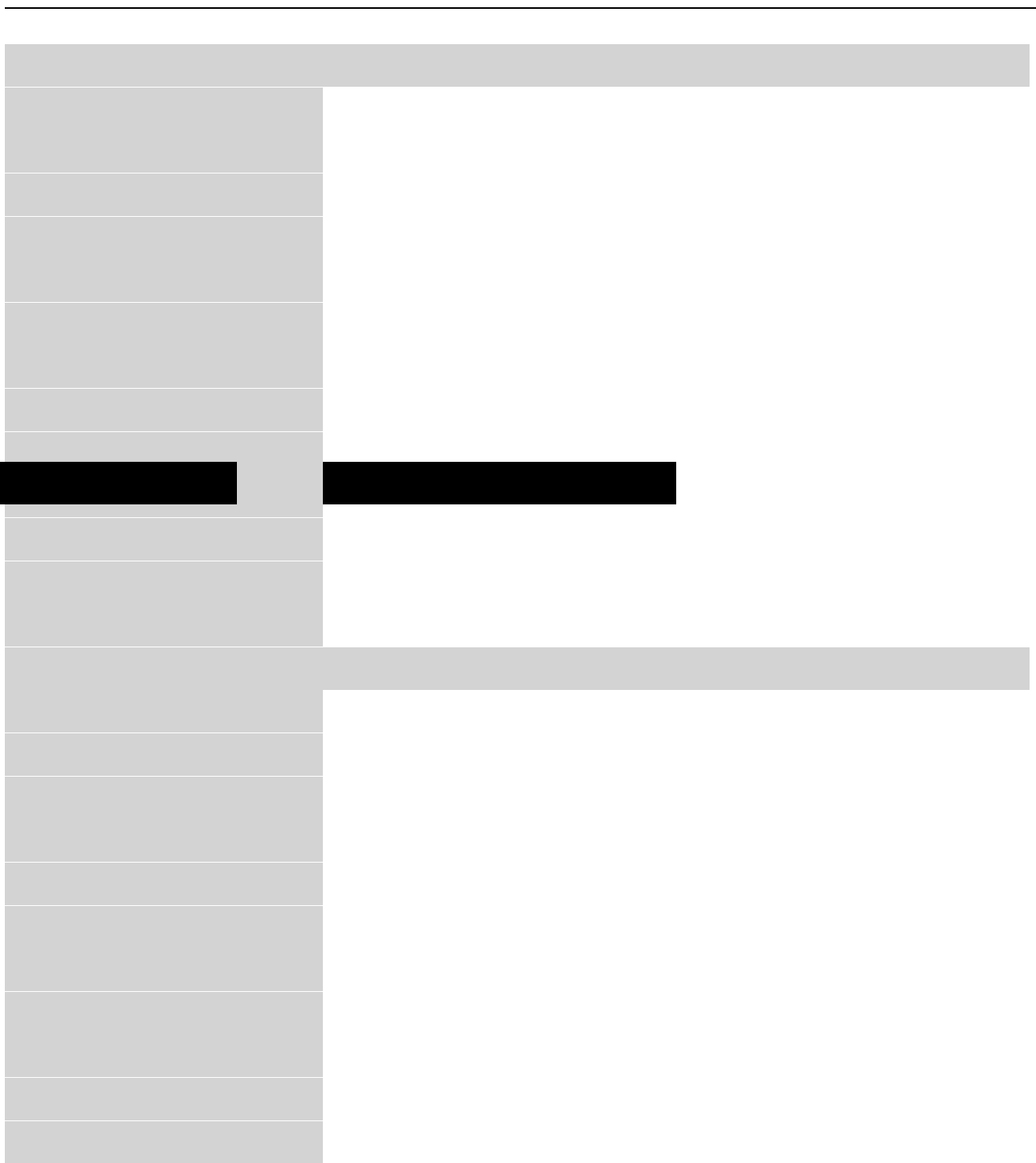
1.

1




2











6

5														
6														
1														
2														
					- 7, 904, 446. 04							- 7, 904, 446. 04		- 7, 904, 446. 04
	979, 744, 428. 00				2, 450, 152, 290. 64	200, 061, 146. 53	91, 409, 511. 20	42, 074, 517. 73	2, 550, 369, 313. 30	5, 913, 688, 914. 34	112, 459, 239. 52	6, 026, 148, 153. 86		

2020

161,



970,381,273.00

2,315,977,578.13

44,097,750.00

63,267,793.25

27,819,745.05


0.00 1,802,381,798.99

5,135,730,438.42

101,067,002.96 5,236,797,441.38

1													
2													
3													
4													
5						3, 594, 196. 17			-3, 594, 196. 17				
6													
1													
2													
					-2, 658, 170. 08					-2, 658, 170. 08		-2, 658, 170. 08	
	975, 768, 827. 00				2, 406, 151, 454. 21	160, 204, 801. 44	98, 993, 052. 24	34, 958, 025. 22	2, 229, 478, 383. 79	5, 585, 144, 941. 02	100, 722, 654. 22	5, 685, 867, 595. 24	

			2021	
	975, 768, 827. 00	2, 243, 077, 639. 50	160, 204, 801. 44	- 21, 121




ooo


s

m'

2020

	970,381,273.00	2,145,529,525.00	44,097,750.00	-21,227,420.32	27,977,512.43	44,277,007.62	3,122,840,147.73
					-157,767.38	-1,419,906.40	-1,577,673.78
						-274,457.21	-274,457.21
	970,381,273.00	2,145,529,525.00	44,097,750.00	-21,227,420.32	27,819,745.05	42,582,644.01	3,120,988,016.74
" "	5,387,554.00	97,548,114.50	116,107,051.44	119,342.88	7,138,280.17	26,399,651.89	20,485,892.00
				119,342.88		71,382,801.70	71,502,144.58
	5,387,554.00	94,761,342.28	116,107,051.44				-15,958,155.16
1	5,387,554.00	65,290,871.16	139,237,351.44				-68,558,926.28
2							
3		2,671,426.72					2,671,426.72





1.

"

[1993] 72

[1993] 174

1993

100

7, 438. 88

1994 4 8

1994 7

32, 412, 428. 00

43. 57%

00

	3, 241. 24	43. 57%
	2, 197. 64	29. 54%
	2, 000. 00	26. 89%
	200. 00	2. 69%
	7, 438. 88	100. 00%

• 19 01

2

1 1995

1995 6

€

10 1

8, 182. 77

2 2000

2000 9 €₁₁

3, 565. 37

1, 886. 14

23. 05%


1, 305. 23

15. 95%

374. 00

4. 57%

2000 9 7



2006 5 26 2006 2005 12 31
2,200.00 10 4
9,062.77
8 2010
2010 2 8 2013
12 30 1,989.71 21.95%
9 2013
2013
< >
< > [2013] 1578

I n f i n i t y I - C h i n a I n v e s t m e n t s (I s r a e l) , L . P .

319,399,894.00 1.00
21,186,440.00 340,586,334.00
319,399,894.00 9.44 /
319,399,894.00

2013 12 17 2013 12 17

2013 12 23
2013 12 30
2014 2 26 431,214,014.00 XYZH/2012A1055-8

45.17%
2014 2 26 " " " 2014 2 26 " " "
" " " " " " "

10 2014

2014
2014 2014

100.00%

[2014] 1258

6,073,988.00 5,540,462.00
4,432,369.00 3,078,033.00 820,809.00
287,283.00 287,283.00 10,856,269.00

20,520,227.00 14.22 / 2014 12 3
20,000,200.00 31,734,241.00

X1ZHV/2014A1054-5

[2014]1258

7,171,717.00 236,666,661.00 33.00 / 0 2014 12 19
236,666,661.00

+

] 5000000 01

11

0100 30000 H 11

0100 30000 H 11

0 23

20

<2019

>

2019 5 8

2019

<2019

>

2019 9 16 2019

<2019

>

<2019

>

2019 9 17

2019

2019 9 17

2019 10 30

2019

A

2019 9 17

6.345 /

6,950,000.00

970,381,273.00

9070 10 P 87"...%IQG7

2019

64000003

) \ ce(Q(J.SAe 10 15

16

44,097,750.00

" " 6,950,000.00

102

1 0 37,147,760.000 "

-6Ñ\ \$0' "

hlf q, EBONPm m

1

2

1

2

3

4

5

1

/

2

10

1.

14 — (" ")

)

(

(

)

1

1

2

()

(

()

(

2

1

2

3

4

1

2

5

1

2

11

12

20.00% 20.00% 50.00%

20.00%

"



()

()

(%)

(%)

1

40

10

2.25



1

3

20

(1)
(3)

(2)

1

2

31

(1)

32

/

()

33

1

2

1

" 20.

" " 27. "


2

1

4

2





2021

15%

2019 10

15%

2021

15%

2020 10

15%

2021

15%

2020 10 21

15%

2021

15%

2018 10

2022 2

GR202132003376

15%

2019 39

()

10%

2020 13

3%


1%

2021

21, 770, 913. 20

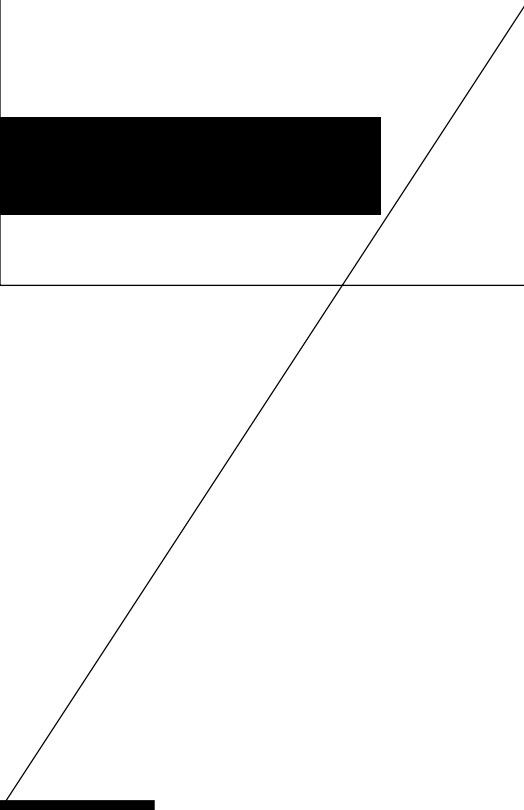

5. 79%

1



3

1



2

2

3

--	--	--	--

2

43, 904, 923. 98

43. 92%

6

3



4



7

1

2

8

9

10

1

2019 6

11, 255. 53

2020 12

4, 046, 363. 03

2

()			()
1,904,588.33	-369,006.72		1,535,581.61



201 3578 10

3578 10

13

1

2017 6 29 2025 7 1 8

2

14

1



15

16

1



				2021	12	31
				5	12.12%	
5						
				2.00%	18.67%	
		[2022]				
3	2016	2016	2	24		40.81%
	28,635,631.00					21,592,603.07
				8,811,746.98		19,823,884.02
				2021	12	31
				5	11.43%	
5						
				2.50%	27.33%	
4	2016	2016	12	2		98.60%
1,183,184,287.50				315,224,570.54		
	310,807,299.12	872,376,988.38				
						2021
				5	11.85%	12
5						31
				-1.47%	15.31%	
		[2022]	000152			
5	2018			100.00%		10,000,000.00
			4,081,320.09	5,918,679.91		
				2021	12	31
			5	11.53%		5
				-0.23%	10.00%	
6	2019					100.00%
47,459,244.43						-12,213,756.27
59,673,000.70						

2021 12 31

2



22

23

1

2

1

24

25

1



27

1

28

29



37

1

" "

4, 531, 453, 310. 26
2024

2022

619, 922, 273. 20

2023

5, 888, 844, 048. 01

59, 310, 359. 11

[]

40

41

v	

↓ €

33.030'030

3

4

5

6

2

54


55

1

2

56

1



1

1 2021

À

--	--	--	--	--

2

1

2

"

"

(1)

(2)

1

	8, 949, 549. 53	2, 828, 929. 70	18, 537, 200. 03	7, 598, 135. 34
	1, 039, 953. 71	3, 339, 905. 48	1, 730, 221. 30	46, 960, 102. 90

2

2021 12 31
6, 217. 49 2020 12 31 31, 970. 41

3

2021 12 31

5. 3

/

4

2021 12 31

	164, 355, 930. 18			164, 355, 930. 18
	928, 591, 820. 42			928, 591, 820. 42
	1, 802, 345, 868. 73	595, 871, 514. 86	188, 832, 383. 75	2, 587, 049, 767. 34
	140, 577, 581. 00	13, 364, 090. 42	8, 978, 490. 89	162, 920, 162. 31

5

1

		2021		2020	
	5%	581.30	581.30	597.95	597.95
		1.53	-2,828.80	-3.97	-2,854.22
		582.83	-2,247.50	593.98	-2,256.27
	5%	-581.30	-581.30	-597.95	-597.95
		-1.53	2,828.80	3.97	2,854.22
		-582.83	2,247.50	-593.98	2,256.27

2

	2021		2020	
1%	-62.17	-62.17	-376.83	-376.83
1%	62.17	62.17	376.83	376.83

1

2

3

" 7 "

1

2

3

" 2 1 "

4



h

1 2021 5

2 2021 3

2021 5 2021 11

2021 9 2021 4

2020 10

5

1

OSST

2

3

" 2 "

4

2013 10 28

" "

6

1981387 1958296 1958736 1958790

1956439 1964768

016

2

3



	12	50%
24		
	24	50%
36		

	12	50%
24		
	24	50%
36		

/	2019	3.6
/	2020	4.35

1 20 9 17

2 5 16

3 2 76 /

4 1 2

5 26 63% 23 76%

6 1 50% 2 10%

7 0 3106% 0 2826%

2020 11 3

2020

2020

2019

/

6

3603

1

2

1

1

25,000,000.00

96,600,000.00

25,000,000.00

2020 6 30

15,000,000.00

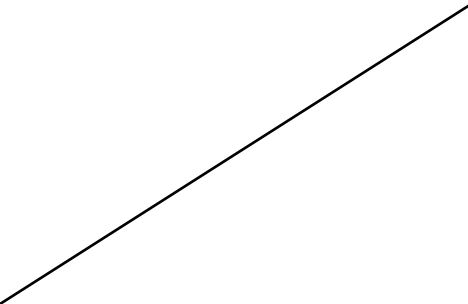
2020 12

i \$ _

1

1





1

1

2

180

1

2



[Redacted]

[Redacted]

2

3

1

3